

CCSDS Historical Document

This document's Historical status indicates that it is no longer current. It has either been replaced by a newer issue or withdrawn because it was deemed obsolete. Current CCSDS publications are maintained at the following location:

<http://public.ccsds.org/publications/>

***Consultative
Committee for
Space Data Systems***

RECOMMENDATION FOR SPACE
DATA SYSTEM STANDARDS

TELECOMMAND


PART 3

DATA MANAGEMENT SERVICE
ARCHITECTURAL SPECIFICATION

CCSDS 203.0-B-1

BLUE BOOK

JANUARY 1987



CCSDS HISTORICAL DOCUMENT

CCSDS RECOMMENDATION FOR TELECOMMAND: DATA MANAGEMENT SERVICE

AUTHORITY

```
* * * * *
*      Issue:      Blue Book, Issue 1      *
*      Date:       January 1987           *
*      Location:   CCSDS Plenary Meeting   *
*                  November 1986         *
*                  Frascati, Italy        *
* * * * *
```

This Recommendation reflects the consensus technical agreement of the following member Agencies of the Consultative Committee for Space Data Systems (CCSDS):

- o Centre National D'Etudes Spatiales (CNES)/France.
- o Deutsche Forschungs-u. Versuchsanstalt fuer Luft und Raumfahrt e.V (DFVLR)/West Germany.
- o European Space Agency (ESA)/Europe.
- o Indian Space Research Organization (ISRO)/India.
- o Instituto de Pesquisas Espaciais (INPE)/Brazil.
- o National Aeronautics and Space Administration (NASA)/USA.
- o National Space Development Agency of Japan (NASDA)/Japan.

The following observer Agencies also concur with this Recommendation:

- o British National Space Centre (BNSC)/United Kingdom.
- o Chinese Academy of Space Technology (CAST)/People's Republic of China.
- o Department of Communications, Communications Research Centre (DOC-CRC)/Canada.

This Recommendation is published and maintained by:

CCSDS Secretariat
Communications and Data Systems Division (Code-TS)
National Aeronautics and Space Administration
Washington, DC 20546, USA

CCSDS HISTORICAL DOCUMENT

CCSDS RECOMMENDATION FOR TELECOMMAND: DATA MANAGEMENT SERVICE

STATEMENT OF INTENT

The Consultative Committee for Space Data Systems (CCSDS) is an organization officially established by the management of member space Agencies. The Committee meets periodically to address data systems problems that are common to all participants, and to formulate sound technical solutions to these problems. Inasmuch as participation in the CCSDS is completely voluntary, the results of Committee actions are termed **RECOMMENDATIONS** and are not considered binding on any Agency.

This RECOMMENDATION is issued by, and represents the consensus of, the CCSDS Plenary body. Agency endorsement of this RECOMMENDATION is entirely voluntary. Endorsement, however, indicates the following understandings:

- o Whenever an Agency establishes a CCSDS-related STANDARD, this STANDARD will be in accord with the relevant RECOMMENDATION. Establishing such a STANDARD does not preclude other provisions which an Agency may develop.
- o Whenever an Agency establishes a CCSDS-related STANDARD, the Agency will provide other CCSDS member Agencies with the following information:
 - The STANDARD itself.
 - The anticipated date of initial operational capability.
 - The anticipated duration of operational service.
- o Specific service arrangements shall be made via memoranda of agreement. Neither this RECOMMENDATION nor any ensuing STANDARD is a substitute for a memorandum of agreement.

No later than five years from its date of issuance, this Recommendation will be reviewed by the CCSDS to determine whether it should: (1) remain in effect without change; (2) be changed to reflect the impact of new technologies, new requirements, or new directions; or (3) be retired or cancelled.

CCSDS HISTORICAL DOCUMENT

CCSDS RECOMMENDATION FOR TELECOMMAND: DATA MANAGEMENT SERVICE

FOREWORD

This document, which is a technical Recommendation prepared by the Consultative Committee for Space Data Systems (CCSDS), is intended for use by participating space Agencies in their development of space telecommand systems.

This Recommendation allows the implementing organizations within each Agency to proceed coherently with the development of compatible Standards for the flight and ground systems that are within their cognizance. Agency Standards derived from this Recommendation may implement only a subset of the optional features allowed herein, or may incorporate features not addressed by the Recommendation.

In order to establish a common framework within which the Agencies may develop standardized telecommand services, the CCSDS advocates adoption of a layered systems architecture. Within this approach, specific layers of service (including their operational protocol and data structuring techniques) may be selected for implementation according to mission requirements.

The current layered set of CCSDS telecommand Recommendations was developed to match the conventional free-flying mission environment, as characterized by the transmission of command data at relatively low uplink data rates to spacecraft of moderate complexity. The CCSDS is currently examining the extension of these Recommendations (perhaps by defining expanded protocols and data structures within some of the layers) to a more complex mission environment, including the transmission of multiple data types at very high data rates to space vehicles which include extensive onboard data networking capability.

This Recommendation for Telecommand Data Management Service was developed within the layered architectural framework, and embraces the standard data structures and data communication procedures which may be used by conventional missions within the highest telecommand system layers.

Through the process of normal evolution, it is expected that expansion, deletion or modification to this document may occur. This Recommendation is therefore subject to CCSDS document management and change control procedures which are defined in Reference [1].

CCSDS HISTORICAL DOCUMENT

CCSDS RECOMMENDATION FOR TELECOMMAND: DATA MANAGEMENT SERVICE

DOCUMENT CONTROL

Document	Title	Date	Status/Remarks
CCSDS 203.0-B-1	Recommendation for Space Data System Standards. Telecommand, Part 3: Data Management Service, Architectural Definition, Issue 1	January 1987	Original Issue

CCSDS HISTORICAL DOCUMENT

CCSDS RECOMMENDATION FOR TELECOMMAND: DATA MANAGEMENT SERVICE

CONTENTS

<u>Sections</u>	<u>Page</u>
REFERENCES	vi
1 INTRODUCTION	1-1
1.1 PURPOSE AND SCOPE	1-1
1.2 APPLICABILITY	1-1
1.3 BIT NUMBERING CONVENTION AND NOMENCLATURE	1-2
2 TELECOMMAND DATA MANAGEMENT SERVICE OVERVIEW	2-1
3 APPLICATION PROCESS LAYER: STANDARD DATA STRUCTURES AND PROCEDURES	3-1
3.1 OVERVIEW OF THE LAYER	3-1
3.2 STANDARD DATA STRUCTURES WITHIN THE LAYER	3-3
3.3 STANDARD PROCEDURES WITHIN THE LAYER	3-3
4 SYSTEM MANAGEMENT LAYER: STANDARD DATA STRUCTURES AND PROCEDURES	4-1
4.1 OVERVIEW OF THE LAYER	4-1
4.2 STANDARD DATA STRUCTURES WITHIN THE LAYER	4-2
4.3 STANDARD PROCEDURES WITHIN THE LAYER	4-2
5 PACKETIZATION LAYER: STANDARD DATA STRUCTURES AND PROCEDURES	5-1
5.1 OVERVIEW OF THE LAYER	5-1
5.2 STANDARD DATA STRUCTURES WITHIN THE LAYER	5-1
5.3 STANDARD PROCEDURES WITHIN THE LAYER	5-6

Annexes

A DATA MANAGEMENT SERVICE ACRONYMS AND TERMINOLOGY	A-1
B DATA MANAGEMENT SERVICE SPECIFICATION	B-1

Figures

2-1 Telecommand System	2-2
3-1 Application Process Layer Functional Overview	3-2
5-1 Telecommand Packet Format	5-2

CCSDS HISTORICAL DOCUMENT

CCSDS RECOMMENDATION FOR TELECOMMAND: DATA MANAGEMENT SERVICE

REFERENCES

- [1] "Procedures Manual for the Consultative Committee for Space Data Systems", Issue 1, Consultative Committee for Space Data Systems, August 1985 or later issue.
- [2] "Telecommand, Summary of Concept and Service", CCSDS 200.0-G-6, Issue 6, Green Book, Consultative Committee for Space Data Systems, January 1987 or later issue.
- [3] "Telecommand, Part 2: Data Routing Service, Architectural Specification", Recommendation CCSDS 202.0-B-1, Issue 1, Blue Book, Consultative Committee for Space Data Systems, January 1987 or later issue.
- [4] "Telecommand, Part 1: Channel Service, Architectural Specification", Recommendation CCSDS 201.0-B-1, Issue 1, Blue Book, Consultative Committee for Space Data Systems, January 1987 or later issue.
- [5] "Packet Telemetry", Recommendation CCSDS 102.0-B-2, Issue 2, Blue Book, Consultative Committee for Space Data Systems, January 1987 or later issue.
- [6] "Telemetry Channel Coding", Recommendation CCSDS 101.0-B-2, Issue 2, Blue Book, Consultative Committee for Space Data Systems, January 1987 or later issue.

The latest issues of these documents may be obtained from the CCSDS Secretariat at the address indicated on page i.

1 INTRODUCTION

1.1 PURPOSE AND SCOPE

The purpose of this document is to establish a common Recommendation which defines the systems architecture of a spacecraft telecommand "Data Management Service". The intent of this architecture is to provide a common framework within which the Agencies participating in the Consultative Committee for Space Data Systems (CCSDS) may implement compatible future spacecraft telecommanding systems. The operating principles and procedures for the CCSDS are defined in Reference [1]. The context of the Data Management Service within the overall Telecommand System is described in Reference [2].

This Recommendation primarily addresses the data unit formats and functions which are implemented within the the Application Process layer, the System Management layer and the Packetization layer of the CCSDS telecommand Data Management Service. Recognizing that much future work remains to be done relative to these top layers, their specification has been deliberately minimized by the CCSDS. **IN PARTICULAR, THE DETAILED OPERATIONAL PROTOCOLS WHICH OPERATE ACROSS THESE LAYERS, AND THE FLOW OF CONTROL INFORMATION REQUIRED TO INITIALIZE THE LAYERS AND DIRECT THE TRANSFER OF DATA BETWEEN THEM, ARE NOT PRESENTLY ADDRESSED WITHIN THIS DOCUMENT: THESE REMAIN ITEMS FOR POTENTIAL EXTENSION OF THIS RECOMMEN- DATION.**

1.2 APPLICABILITY

This Recommendation serves as a guideline for the development of compatible internal Agency standards in field of spacecraft commanding. This Recommendation is not retroactive, nor does it commit any Agency to implement the recommended telecommand concepts at any future time. Nevertheless, all CCSDS Agencies accept the principle that all future implementations of telecommand which are used in cross-support situations will be based on this Recommendation.

The CCSDS has developed a layered concept for future spacecraft telecommanding, which is fully described in Reference [2]. Standard services are defined within each layer, and Agencies will be encouraged to develop corresponding facilities to provide these services in support of Projects. To be fully compatible with the CCSDS concept, a Project's telecommanding architecture should follow this Recommendation for Data Management Service, plus the Recommendations for telecommand "Data Routing Service" and telecommand "Channel Service" which are described in References [3] and [4]. Projects may also elect to be partially compatible with the concept by interfacing with the standard systems at intermediate layers within any of the service specifications.

Where preferred options or mandatory capabilities are clearly indicated herein, the indicated sections of the specification must be implemented when this Recommendation is used as a

CCSDS HISTORICAL DOCUMENT

CCSDS RECOMMENDATION FOR TELECOMMAND: DATA MANAGEMENT SERVICE

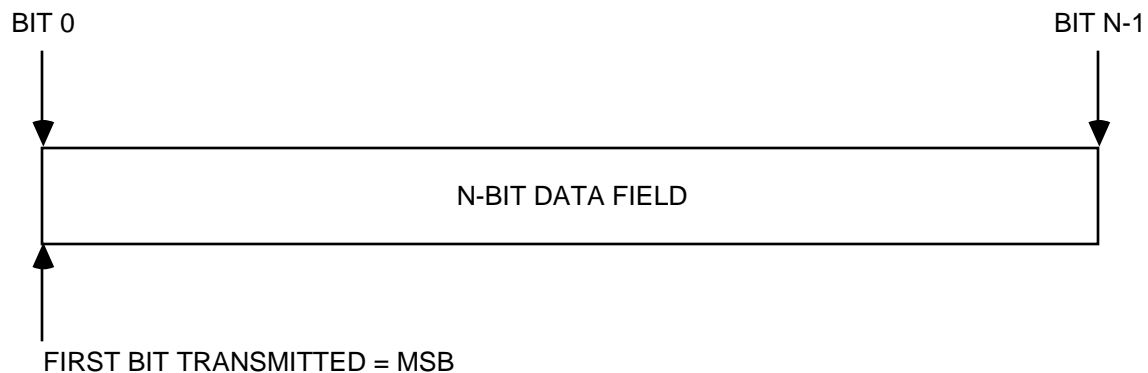
basis for cross-support. Where optional subsets or capabilities are allowed or implied in this specification, implementation of these options or subsets is subject to specific bilateral cross-support agreements between the Agencies involved.

The recommendations in this document are to be invoked through the normal standards programs of each member Agency, and are applicable to those missions for which cross-support based on capabilities described in these recommendations is anticipated.

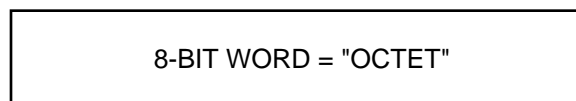
No later than five years from its date of issue, this Recommendation should be reviewed by the CCSDS Agencies to determine whether it should: 1) remain in effect without change; 2) be changed to reflect the impact of new technologies, new requirements, or new directions; or 3) be retired or canceled.

1.3 BIT NUMBERING CONVENTION AND NOMENCLATURE

In this document, the following convention is used to identify each bit in an N-bit field. The first bit in the field to be transmitted (i.e., the most left justified when drawing a figure) is defined to be "Bit 0"; the following bit is defined to be "Bit 1" and so on up to "Bit N-1". When the field is used to express a binary value (such as a counter), the Most Significant Bit (MSB) shall be the first transmitted bit of the field, i.e., "Bit 0".



In accordance with modern data communications practice, spacecraft data fields are often grouped into 8-bit "words" which conform to the above convention. Throughout this Recommendation, the following nomenclature is used to describe this grouping:



By CCSDS convention, all "spare" bits shall be permanently set to value "zero". Note that throughout this document, the word "Telecommand" may be abbreviated as "TC".

2 TELECOMMAND DATA MANAGEMENT SERVICE OVERVIEW

A complete summary of the acronyms and terminology used internal to this document is presented in Annex A, and a detailed specification of the services provided by each layer is presented in Annex B. The first-time reader should digest these Annexes before proceeding further in this document.

Figure 2-1 illustrates the significance of the TC Data Management Service within the overall Telecommand System, which contains three principal elements of service: Telecommand Data Management Service; Telecommand Data Routing Service; and Telecommand Channel Service. Each of these services is documented in separate Recommendations. A more thorough discussion of the layered services, including expansion of Figure 2-1 in greater detail, is contained in Reference [2]. The Telecommand System is related to the Telemetry System as documented in Reference [5] and Reference [6].

The TC Data Management Service enables user requests for command activity to be generated, integrated, aggregated, translated and scheduled for delivery to the spacecraft by drawing upon the Data Routing and Channel Services. The Data Management Service contains three distinct layers of data handling operations:

- (1) An **APPLICATION PROCESS** layer, which allows human users to control a space mission by generating commands and supervising their delivery and execution.
- (2) A **SYSTEM MANAGEMENT** layer, which translates user command directives into detailed command application data and delivery instructions, and which manages their end-to-end delivery to the proper Application Process on the spacecraft.
- (3) A **PACKETIZATION** layer, which formats the command application data into transportable telecommand data units and moves them to the spacecraft.

CCSDS HISTORICAL DOCUMENT

CCSDS RECOMMENDATION FOR TELECOMMAND: DATA MANAGEMENT SERVICE

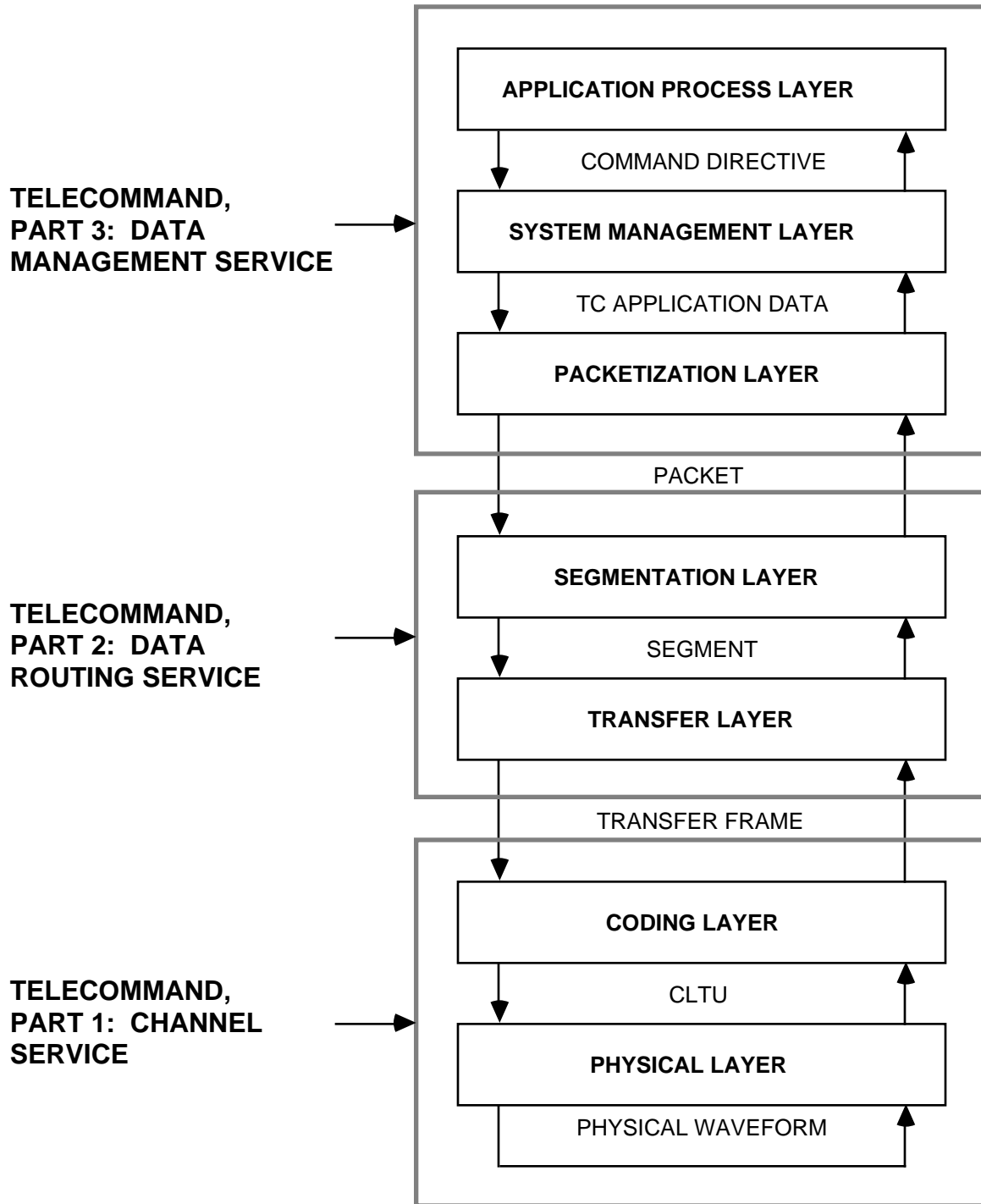


Figure 2-1: Telecommand System

CCSDS HISTORICAL DOCUMENT

CCSDS RECOMMENDATION FOR TELECOMMAND: DATA MANAGEMENT SERVICE

NOTE A: Figure 2-1 represents a logical view of the TC System and physical implementations may not necessarily correspond to the sequential flow of operations implied by the figure.

NOTE B: This Recommendation primarily specifies the data structures and procedures flowing ACROSS the layers from the sending to the receiving end of the TC system, since these have a direct impact on the long lead-time design of future spacecraft hardware and software. Comprehensive definition of the associated operational protocols within each layer and the control instructions, which are required to initialize the layers and to direct the flow of TC data units BETWEEN the layers, remain items for potential future extension of this document.

NOTE C: Inter-Agency cross-support gateways for telecommand are discussed in Reference [2].

3 APPLICATION PROCESS LAYER: STANDARD DATA STRUCTURES AND PROCEDURES

3.1 OVERVIEW OF THE LAYER

The service provided by the Application Process layer is to allow users to control remote instruments or subsystems in space. The layer performs this service by providing its own internal functions, and by drawing on services provided by the lower layers of the TC System. A functional overview of the Application Process layer is presented in Figure 3-1.

The sending end of the layer contains a large number of diverse Application Processes, arranged to form a system which is used to supervise a particular space mission. For the purpose of illustration, a few representative clusters of application processes are shown in the figure. The Application Processes are supervised by an "Application Executive" which controls the overall flow of activities within the layer. Within the system, clusters of specialized application processes (e.g., flight path control, spacecraft and communication network monitor and control) exist to support the users.

Users enter the Application Process layer via application processes in their workstations. These application processes provide the man/machine interface which permit them to communicate via the Application Executive with the other application processes within the system.

One cluster of application processes provides the planning, scheduling and "mission sequencing" function that integrates all user command requests into a workable flight profile. The output of these application processes is an integrated, aggregated, validated, constraint-checked set of "Command Directives" which specify (in a high-level language) the sets of user commands that are to be delivered to the spacecraft for execution. Some of these Command Directives, which are addressed to the onboard sequence control process, define the system conditions which must exist before the remaining sets of commands are released for execution. The mission sequencing process provides control and coordination of the assignment of names which identify the sets of commands throughout delivery and execution.

Command Directives, formatted in a logical notation known as an "abstract transfer syntax", contain high-level expressions of the desired command activity. They contain the commands themselves, plus requirements for control of their delivery such as time windows, interrelationship and interdependency information, user naming conventions, contingency procedures, etc.

Management of the end-to-end delivery of commands is provided by another cluster of specialized "delivery control" application processes, which interface the Application Process layer with the supporting telecommand layers that interconnect its sending and receiving ends.

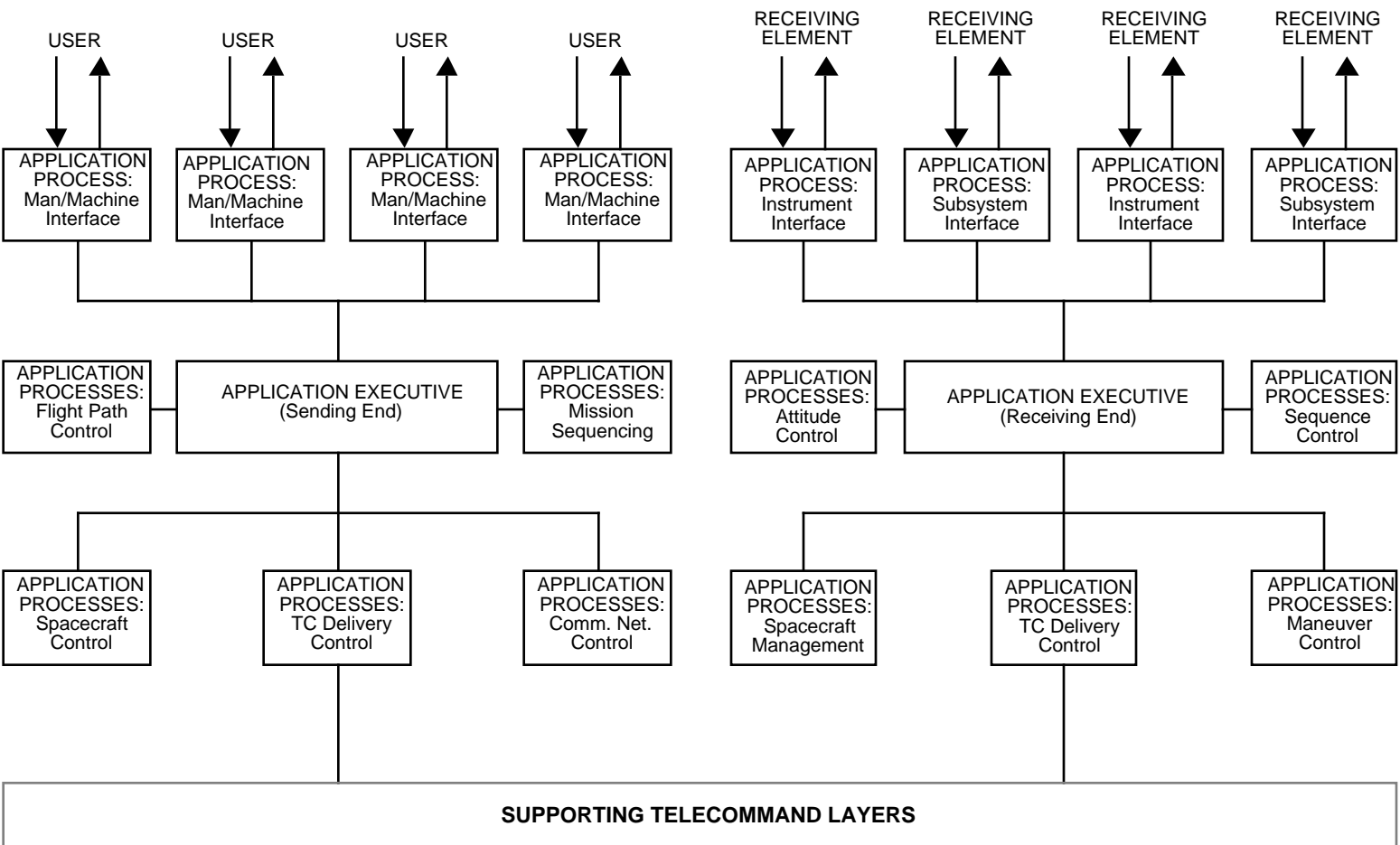


Figure 3-1: Application Process Layer Functional Overview

The highest of the supporting telecommand layers is the System Management layer. Downwards across the sending-end interface with the System Management layer flow named sets of Command Directives containing abstract-syntax commands and delivery instructions, while upwards flow reports describing the status of their delivery. The System Management layer provides the service of translating between the abstract transfer syntax of the Application Process layer and the "concrete transfer syntax" used by the lower layers of the data communication part of the Telecommand System.

The receiving end of the Application Process layer mirrors the sending end, i.e., an Application Executive which orchestrates clusters of onboard application processes. Sets of commands are received from the onboard System Management layer by a group of delivery control processes, which report status back to the sending end. The sets of commands are forwarded to a spacecraft sequence control function (e.g., a central onboard computer) or directly to the addressed spacecraft instrument or subsystem. The receiving elements themselves are supported by specialized application processes that convert command directives into desired actions, and report their execution.

3.2 STANDARD DATA STRUCTURES WITHIN THE LAYER

The CCSDS is developing standard data interchange structures for the exchange of data between application processes.

Although it is assumed that CCSDS standard data interchange structures will be used extensively within the layer, particularly at the sending end of the TC System, the only formal requirement in this issue of the Recommendation is that standard data interchange structures must be used to carry information bidirectionally across the interface at the sending end of the system between the Application Process layer and the System Management layer. The concrete formats of the standard data interchange structures which pass information "downwards" and "upwards" across this interface are presently unspecified. The standard data interchange structures shall contain the Telecommand data themselves, plus the control instructions which must be passed to lower layers in order to specify the services required during the delivery process. The use of CCSDS standard data interchange structures is discussed in Reference [2].

3.3 STANDARD PROCEDURES WITHIN THE LAYER

In the future, it is possible that a standardized core of mission independent services and procedures may be provided within both ends of this layer. Projects will then be able to augment this core with their own unique application processes.

However, in this issue of the Recommendation the procedures internal to this layer are left unspecified by the CCSDS. This reflects an evolutionary philosophy whereby it is recognized that many of these functions will continue to be developed on a mission-by-mission basis in the near or medium term, or perhaps will be standardized within one Agency or one Center.

CCSDS HISTORICAL DOCUMENT

CCSDS RECOMMENDATION FOR TELECOMMAND: DATA MANAGEMENT SERVICE

The approach of the CCSDS is therefore to first agree on standardization of the lower layers of the Telecommand System (i.e., the Packetization, Segmentation, Transfer, Coding and Physical layers), and then to gradually migrate upwards into standardization of the higher layers as experience is gained with actual operational use of the automated system.

Potential items for future standardization include:

- (1) Selection of a standard language and procedures to be used at the interface between the human user and sending end of the layer.
- (2) Selection of a standard abstract transfer syntax for Command Directives.

4 SYSTEM MANAGEMENT LAYER: STANDARD DATA STRUCTURES AND PROCEDURES

4.1 OVERVIEW OF THE LAYER

The service provided by the System Management layer is to translate between the high-level commanding language used within the layer above and the detailed communications and control language used by the layers below, and to manage the overall operation of the lower layers so that reliable and error-free delivery of commands may be assured. The System Management layer therefore performs the interface transformations between the output of the Application Process layer, and the lower layer bit-level data communication systems which move these commands to the spacecraft.

To provide this service, the System Management layer parses the Command Directives and prepares them for transport. The user-named sets of commands and their execution conditions are translated between the abstract transfer syntax used within the Application Process layer and the concrete telecommand transfer syntax which is used by lower layers during communication. At the sending end, this involves formatting the actual command application data into a presentation syntax which is compatible with direct insertion into the data units of the layer below (e.g., the data field of Telecommand Packets) for delivery to the spacecraft. The System Management layer instructs lower layers whether the user application data are to be handled as individual command messages, sequences of messages, or as an integrated file.

The delivery instructions from the layer above are translated into TC Session control instructions by the System Management layer by:

- (1) Specifying the class of transport service required from lower layers (single messages, or files of messages) and requesting any related lower-layer services such as the attachment of telecommands to particular data routing paths, the selection of retransmission protocols to be used during transfer to the spacecraft, communications security procedures, etc.
- (2) Managing the traceability of sets of telecommands by translating the user names into identifiers which can be inserted into the transportable data units of the layer below.
- (3) Calling the appropriate lower-layer services required during the session, including selection of operational procedures and time windows.
- (4) Specifying the recovery procedures to be used in the event of service interruption during a session.

The System Management layer provides management of interrelated sets of commands during delivery. Local names are assigned to the sets of commands in order to trace and supervise their transport: the local names are correlated with user names by the layer, so that user visibility into the delivery process is provided.

4.2 STANDARD DATA STRUCTURES WITHIN THE LAYER

Although it is assumed that CCSDS standard data interchange structures will be used extensively within the sending end of the layer, the only formal requirement in this issue of the Recommendation is that these data structures must be used to carry information bidirectionally across the interface between the sending end of the System Management layer and lower layers. The concrete formats of the standard data interchange structures which pass information "downwards" and "upwards" across this interface are presently unspecified.

4.3 STANDARD PROCEDURES WITHIN THE LAYER

In this issue of the Recommendation, operational procedures within the System Management layer are unspecified by the CCSDS.

5 PACKETIZATION LAYER: STANDARD DATA STRUCTURES AND PROCEDURES

5.1 OVERVIEW OF THE LAYER

The service provided by the Packetization layer is to provide end-to-end transport of user application data between the sending and receiving ends of the TC System. At the sending end, user application data are given to the Packetization layer in concrete transfer syntax by the layer above (i.e., the System Management layer): these data are encapsulated within CCSDS standard data interchange structures containing transport control instructions. The Packetization layer draws upon the lower-layer capabilities of the Telecommand Data Routing Service (Segmentation and Transfer layers) and the TC Channel Service (Coding and Physical layers) in order to establish a transport path in response to a call for connection by the System Management layer.

The TC Packet is a standard data structure which encapsulates the user application data that are to be transported from the output of the sending end to the input of the receiving end of the System Management layer. TC Packets may exist as standalone entities, or may be batched together into interdependent "TC Files". At the sending end TC Packets or Files are passed to the layer below (e.g., the Data Routing Service) for transfer to the spacecraft by encapsulating them within CCSDS standard data interchange structures which also contain their routing control instructions.

5.2 STANDARD DATA STRUCTURES WITHIN THE LAYER

The abstract content and concrete format of the CCSDS standard data interchange structures which are used at the sending end of the TC System to pass data between the Packetization layer and lower layers is presently unspecified.

The TC Packet is the standard transport data structure of the TC System. The TC Packet format is designed to permit future versions to be defined if required. At present only one version of TC Packet format, which is shown in Figure 5-1, is recognized by the CCSDS. It consists of the following major fields:

Major Field	Length (Octets)
Primary Header	6
Secondary Header	Variable (optional)
Application Data	Variable, up to 65,536

It should be noted that the format of the TC Packet is virtually identical to that of the Telemetry Packet (Reference [5]). The maximum end-to-end length of the current version of the TC Packet is constrained by the implementation to be no more than 65,542 octets.

CCSDS HISTORICAL DOCUMENT

CCSDS RECOMMENDATION FOR TELECOMMAND: DATA MANAGEMENT SERVICE

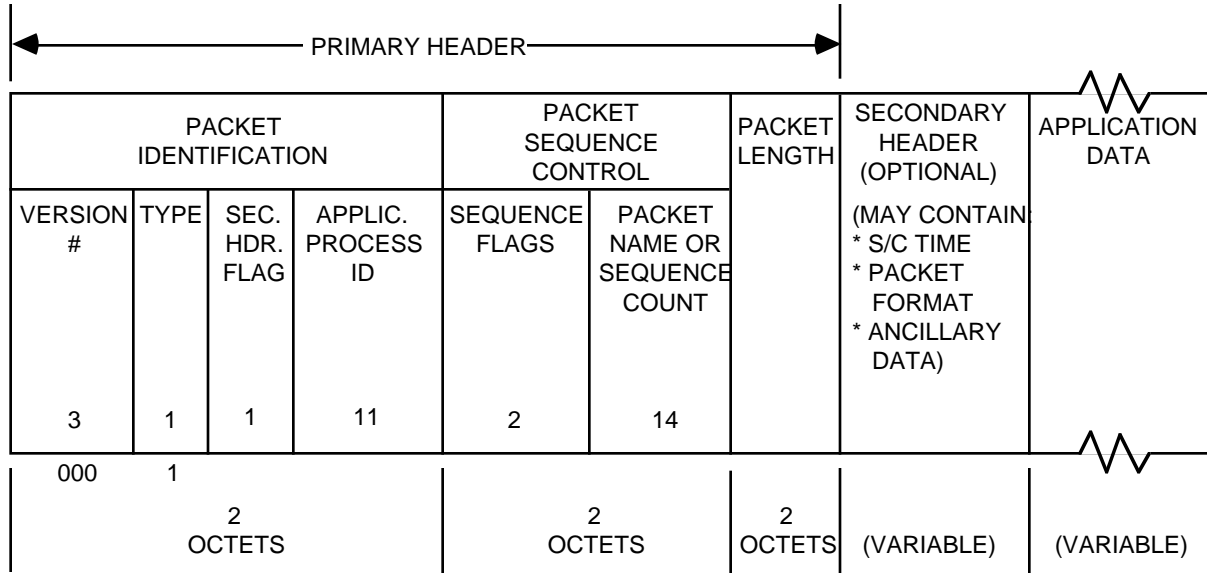


Figure 5-1: Telecommand Packet Format

5.2.1 PRIMARY HEADER

The Primary Header consists of 6 octets subdivided into the following fields:

Field	Length (Bits)
PACKET IDENTIFICATION	16
- Version Number (3)	
- Type (1)	
- Secondary Header Flag (1)	
- Application Process ID (11)	
PACKET SEQUENCE CONTROL	16
- Sequence Flags (2)	
- Packet Name or Sequence Count (14)	
PACKET LENGTH	16
Total =	48 bits (6 octets)

5.2.1.1 Packet Identification (2 octets). This 16-bit field is divided into four subfields:

(1) Version Number (Bits 0 through 2)

The Version Number occupies the three most significant bits of the TC Packet Primary Header. Future variations of the packet structure will be indicated by changing the Version Number. At present, only one version (Version-1) of a TC Packet is defined. It is specified by setting the Bits 0 through 2 to value "000", and is the version described herein.

(2) Type (Bit 3)

This single bit is used to identify that this is a Telecommand Packet rather than a Telemetry Packet. A Telemetry Packet has this bit set to value "0": therefore, for all Telecommand Packets Bit 3 shall be set to value "1".

(3) Secondary Header Flag (Bit 4)

This one bit flag signals the presence (Bit 4 = "1") or absence (Bit 4 = "0") of a Secondary Header data structure within the TC Packet.

(4) Application Process Identifier (Bits 5 through 15)

This 11-bit field uniquely identifies the individual "receiving" application process within a particular space vehicle to which the application data encapsulated within the TC Packet are to be sent. Application Process ID's are tailored to local mission needs and are assigned by the Mission Manager. Users should note that accounting implementation considerations may limit the number of different application processes which may be simultaneously open during a given session. For many spacecraft, the "sending" address is a direct one-to-one mapping of the receiving address: however, if a separate sending address is also required, this information may be formatted into a Secondary Header.

NOTE: The space vehicle itself is physically addressed by lower layers within the TC system, e.g., using the SPACECRAFT IDENTIFIER field in the Telecommand Transfer Frame Header. At the sending end of the system, the System Management layer defines to which spacecraft the packets are to be sent, and passes these instructions to lower layers via control instructions contained in the CCSDS standard data interchange structures within which the user application data are encapsulated.

5.2.1.2 Packet Sequence Control (2 octets). This 16-bit field is divided into two subfields:

(1) Sequence Flags (Bits 0,1)

The Sequence Flags, which occupy the two most-significant bits of the 16-bit Packet Sequence Control Field, provide a method for defining whether this packet is a first, last or intermediate component of a higher layer data structure, such as a set of packets which are addressed to one particular Application Process. For instance, this packet may contain data to load one location of a memory, and may be followed by several more related packets which together load a complete subroutine. The Sequence Flags therefore may be used to delimit this higher-layer data structure.

The assignment of the Sequence Flags is as follows:

(a) Last Sequential Component (Bit 0)

When Bit 0 is set to value "1", it indicates that this packet is the last component of a higher-layer data structure which is addressed to one particular spacecraft Application Process.

(b) First Sequential Component (Bit 1)

When Bit 1 is set to value "1", it indicates that this packet is the first component of a higher layer data structure which is addressed to one particular spacecraft Application Process.

Based on the above assignments, the Sequence Flags may be interpreted as follows:

Bit 0	Bit 1	Interpretation
0	0	Continuation component of higher data structure
0	1	First component of higher data structure
1	0	Last component of higher data structure
1	1	Standalone Packet

(2) Packet Name or Sequence Count (Bits 2 through 15)

This 14-bit subfield allows a particular TC Packet to be identified (i.e., given a unique name) with respect to others occurring within a Telecommand Session. The naming capability permits the packet to be traced and supervised prior to its release for execution. If the control activity directed by the packet is independent of other spacecraft activities, naming may consist of simply placing a straight sequence number within this field. If the packet is a member of a larger interrelated group of packets (i.e., a TC File), the field may be internally partitioned (see Section 5.3) to include the File Name.

5.2.1.3 Packet Length (2 Octets). This field contains a sequential 16-bit binary count "C" of the length (in octets) of the remainder of the data structure which is enclosed between the first bit of the Secondary Header and the last bit of the Packet (i.e., the last bit of the Application Data field). The field is expressed as follows:

$$C = \{ (\text{Number of octets}) - 1 \}$$

The size of this field dictates that the maximum TC Packet length is 65,542 octets (65,536 octets of Secondary Header and Application Data, plus 6 octets of Primary Header).

5.2.2 SECONDARY HEADER

The Secondary Header field is optional. Its length shall always be an integral number of octets. The purpose of the Secondary Header is to provide a means for encoding, within a TC Packet, any ancillary data (time, sending address, data field format, etc.) which may be necessary for the interpretation of the application data contained within the packet.

If a Secondary Header is present, this shall be indicated by setting the Secondary Header Flag to value "1". At present, the CCSDS has not developed recommendations for the internal format of the Secondary Header: therefore, local conventions may be used as required. However, in order to permit future standardization of this data structure the most-significant bit (Bit 0) of the leading octet within the Secondary Header shall be reserved and assigned as follows whenever the Secondary Header Flag is set to value "1":

- Bit 0 = "0" : non-CCSDS-defined Secondary Header follows
- Bit 0 = "1" : CCSDS-defined Secondary Header follows

5.2.3 APPLICATION DATA

The Application Data field contains the user telecommand information to be transported to the System Management layer onboard the spacecraft. Users are free to adopt whatever formatting conventions are convenient: the only formal restriction imposed on the Application Data field is that the total length must be an integral number of octets equal to or less than the maximum field length.

At the discretion of the user, an error detection code may be included in the Application Data Field in order to verify that the overall integrity of the TC Packet has been preserved during the transport process. The length and location of the field, and the choice of the encoding polynomial, is left to the user.

5.3 STANDARD PROCEDURES WITHIN THE LAYER

TC Packets may be transmitted to the spacecraft as standalone entities, or may be batched together into TC Files. A TC File is a complex data structure which contains an interrelated group of TC Packets, often addressed to different onboard application processes. The entire File must be transferred to the spacecraft complete and without error, though it is not necessarily required to transmit its internal elements in sequential order. However, the File may not be released for execution within the destination application processes until it is complete and all of its parts are in sequence. At the sending end of the TC System, the knowledge that the TC data units must be handled as a File is passed to the layer below (e.g., the Data Routing Service) by encapsulating the data units within CCSDS standard data interchange structures that contain appropriate control instructions.

Since the TC Packets within the File are interrelated, they must be given a common "name" to identify this relationship for the purposes of system control. For example, it may be required to be able to activate, suspend or cancel an entire File via a single command, even if the individual component packets of the File have been distributed for storage within their addressed application processes. This issue of the Recommendation therefore defines the required "File Handling and Naming" procedure.

5.3.1 FILE HANDLING AND NAMING PROCEDURE

Indication that a set of user application data is to be aggregated into a TC File is conveyed to the Packetization layer by means of session control instructions from the System Management layer. A TC File has three main attributes:

- (1) It has a distinct "File Name" by which it may be identified throughout all phases of transport and delivery. The File Name supports the facility to modify, activate, suspend, resume or abort all elements within the File at any time prior to their release for execution.
- (2) It contains a predefined number of interrelated TC Packets.
- (3) It must be delivered intact and complete before any of its internal elements may be released for execution.

The structure of a TC File shall conform to either of the following conventions:

- A. It shall consist of one long named "parent" TC Packet, containing all of the individual interrelated packets encapsulated within its data field, or
- B. It shall consist of an aggregated, delimited string of distinct named TC Packets, beginning with a leading TC Packet which "opens" the file and defines its internal structure (e.g., how many other packets follow). A trailing TC Packet may be used to "close" the file if desired.

CCSDS HISTORICAL DOCUMENT

CCSDS RECOMMENDATION FOR TELECOMMAND: DATA MANAGEMENT SERVICE

The TC Packet format features which support File addressing and naming are the "Application Process ID" and "Packet Sequence Control" fields. For convention "A", the parent TC Packet shall contain an Application Process ID which addresses it to an onboard File handling process. The encapsulated packets shall have identifiers of their eventual destination application processes. For convention "B", only the opening and closing packets shall contain the Application Process ID of the onboard File handling process: intermediate packets shall contain identifiers of their eventual destination application processes.

An abstract-syntax User File Name is created within the Application Process layer. This User File Name (e.g., "Calibration 23" or "Orbit 426") provides the capability for the user to track the status of the File as it progresses through the delivery process, so that it may be activated, suspended, resumed or aborted at any point prior to execution. The System Management layer translates the abstract-syntax User File Name into concrete transfer syntax for use by the Packetization layer, and creates the corresponding session control instructions which request services from lower layers of the telecommand system in order to deliver the File. (Note: the details of these control instructions are not presently specified within this Recommendation.)

Successful transport of the File is reported back to the sending end of the Packetization layer via a Telemetry Packet from the receiving end which contains the concrete-syntax File Name as the single identifier of the entire collection. The abstract contents of such a reporting packet are an item for potential future standardization.

The Packetization layer shall use the following rules for inserting the concrete File Name into the "Packet Sequence Control" field of the header of each TC Packet which is a component of the File:

- (1) The concrete File Name shall be inserted into the 14-bit "Packet Name or Sequence Count" subfield of the Packet Header. Local rules for formatting this subfield may be adopted by the using Project; for instance, it may be internally partitioned to include both the File Name AND a counter which provides sequence control information to the destination application process.
- (2) If more than 14 bits are required for the concrete File Name, the name may be extended into the Secondary Header.

The Packetization layer draws upon the layers below (e.g., the Data Routing Service) in order to transfer a named File to the spacecraft. The File is passed to the layer below by encapsulating it within a CCSDS standard data interchange structure which also contains the control instructions for transfer to the spacecraft. For instance, these instructions may specify that for the duration of transfer, the File must be attached to a specific Virtual Channel by the Data Routing Service, and must be moved to the spacecraft according to a selected Command Operation Procedure.

ANNEX A

DATA MANAGEMENT SERVICE

ACRONYMS AND TERMINOLOGY

(THIS ANNEX IS PART OF THE RECOMMENDATION)

Purpose:

This Annex defines the key acronyms and terms which are used throughout this Recommendation to describe activities within the Application Process, System Management and Packetization layers.

CCSDS HISTORICAL DOCUMENT

CCSDS RECOMMENDATION FOR TELECOMMAND: DATA MANAGEMENT SERVICE

ACRONYMS

CCSDS:	CONSULTATIVE COMMITTEE FOR SPACE DATA SYSTEMS
COMM. NET:	COMMUNICATION NETWORK
ID:	IDENTIFIER
MSB:	MOST SIGNIFICANT BIT
OPT:	OPTIONAL
S/C:	SPACECRAFT
SEC. HDR:	SECONDARY HEADER
TC:	TELECOMMAND

TERMINOLOGY

ABSTRACT TRANSFER SYNTAX:

A formal logical notation used within the Application Process layer to express a user command request.

Example: a user request might take the form of "Request #426/34: turn on Spectrometer Scanner Motor #5 at perigee on Orbit-426, providing that Baseplate Temperature does not exceed 42-degrees Centigrade". The Abstract Transfer Syntax might define the command to lower layers of the Telecommand System as follows: "::Spacecraft(82):: Session(2187):: Day(234):: Window(17:00-18:30):: File(O426):: Contingency(A56):: COP(2/VC-34):: Instrument(10):: SM5ON(Temp<42):: Powermargin(10w):: UserID(426/34)::"

APPLICATION PROCESS:

Application Processes provide the facilities and interfaces whereby which a user directs a receiving element in space. Application Processes exist at both ends of the Telecommand System.

At the sending end, Application Processes formulate Command Directives in response to requests for commands submitted by a user. Other Application Processes integrate, aggregate, assemble, validate and "name" sets of Command Directives for delivery to the spacecraft in order to execute desired mission sequences. Application Processes also direct and monitor the end-to-end process of delivering and executing the commands, including the selection of recovery strategies in case of abnormal performance by lower layers of the system. At the receiving end, Application Processes execute and confirm the spacecraft actions specified by the Command Directives.

APPLICATION PROCESS LAYER:

The upper layer of the TC System is the Application Process layer. It contains the Application Processes that support spacecraft commanding at the sending and receiving ends, and includes the data formats and protocols which are used to exchange information. The layer translates user requests into Command Directives.

COMMAND:

An instruction from a user to a receiving element (spacecraft application process) to perform a specific control action.

A user may input a request for a command into the Telecommand System in the form of either a high-level language expression of the desired activity (which must be translated prior to delivery to the spacecraft), or actual executable data bits.

COMMAND DIRECTIVE:

A Command Directive is a high-level language representation of a desired control action, which has been formulated by an Application Process in an "Abstract Transfer Syntax" in response to a request for command activity submitted by a user.

A Command Directive contains three abstract components:

- (1) An identifier by which the user may trace the command(s) during transit.
- (2) The requested command(s).
- (3) The instructions for delivering and executing the command(s) (time windows, required system state at execution time, contingency procedures, etc.).

CONCRETE TRANSFER SYNTAX:

The actual Telecommand data which are transported to the spacecraft as the contents of TC Packets, consisting of binary-encoded representations of the abstract command.

CONTROL INSTRUCTION:

Information required to set up a TC System layer to support the handling of Telecommands.

CCSDS HISTORICAL DOCUMENT

CCSDS RECOMMENDATION FOR TELECOMMAND: DATA MANAGEMENT SERVICE

NAMED SET:

A collection of user Command Directives which must be delivered as a complete entity. The set of interrelated directives is given a "name" by the user to facilitate control and traceability of the collection during the delivery process.

PACKETIZATION LAYER:

The Packetization layer (which resides immediately below the System Management layer) formats the Telecommand application data into end-to-end transportable data units called "Telecommand Packets", possibly arranges the packets into interdependent batches called "Telecommand Files", moves the packets to the receiving end, and confirms their correct receipt.

RECEIVING ELEMENT:

That part of the space system which executes a command to produce a desired control action.

RECEIVING END:

Those parts of the Telecommand System which are in the vicinity of the receiving element.

SENDING END:

Those parts of the Telecommand System which are in the vicinity of the user.

STANDARD DATA INTERCHANGE STRUCTURE:

A CCSDS-defined standard method for passing data between application processes.

SYSTEM MANAGEMENT LAYER:

The System Management layer (which resides immediately below the Application Process layer) provides the transformation between high-level user Command Directives and the detailed information and instructions used within lower layers to deliver sets of commands. In particular, the layer translates between the Abstract Transfer Syntax used by the application processes and the "Concrete Transfer Syntax" used by the Packetization and lower layers.

TELECOMMAND:

A generic term used to describe commands during the time that they are being telecommunicated to the spacecraft.

TELECOMMAND DELIVERY:

Telecommand Delivery is the end-to-end process of transferring telecommands from an Application Process at the sending end to an Application Process at the receiving end. An intermediate step within the delivery process is Telecommand Transport.

TELECOMMAND FILE (TC File):

A TC File is a named set of interrelated and ordered TC Packets which together control an independent unit of activity on board the receiving spacecraft, and which must be transported intact and complete (but not necessarily in sequence) prior to being released for delivery and execution. The TC File contains all the telecommands to perform one complete, well-defined sequence of activities for a specific segment of a mission, e.g., a trajectory maneuver, a scientific data-taking exercise, or an emergency routine, and therefore often contains commands addressed to multiple destinations. The activities directed by a File are theoretically independent of those directed by other Files.

TELECOMMAND PACKET (TC Packet):

A TC Packet is a protocol data unit consisting of a two elements:

- (1) A Header conveying identification information, and
- (2) A Data Field containing user command application data destined for delivery to a specific application process onboard a desired receiving spacecraft.

Conceptually, the length of a TC Packet is unconstrained: however, the present concrete implementation of the TC Packet has a finite maximum length.

TELECOMMAND SESSION:

A TC Session is the period of time when Application Processes at the sending and receiving ends of the TC System are physically and/or logically interconnected for the purpose of delivering Telecommand data. A TC Session is established to transport all of the telecommands required to execute a specific set of actions that implement a particular phase of the overall mission profile.

CCSDS HISTORICAL DOCUMENT

CCSDS RECOMMENDATION FOR TELECOMMAND: DATA MANAGEMENT SERVICE

TELECOMMAND SYSTEM:

The end-to-end confederation of layered data handling services which exist to enable a user to send commands to receiving element in space. An end-to-end space Telecommand System contains both a "sending end" and a "receiving end".

TELECOMMAND TRANSPORT:

Telecommand Transport is the process of moving a set of TC user data from the sending end to the receiving end of the Packetization layer, using services provided by the lower layers. When correct receipt of the set is confirmed at the receiving end, the commands are passed to the System Management layer for delivery.

USER:

A human or machine-intelligent process which directs the progress of a space mission by sending commands to a space system.

USER DATA:

Telecommand information bits which are to be delivered without alteration to a user application process.

USER FILE NAME:

Naming of the file is performed by an Application Process. The User File Name (e.g., "Orbit 426") provides the capability for the user to track the status of the file as it progresses through the delivery process, so that it may be activated, suspended, resumed or aborted at any point prior to execution. The System Management layer translates the high-level User File Name into an appropriate concrete transfer syntax for use by the Packetization layer, and creates the corresponding TC Session control instructions which request services from lower layers of the TC System in order to deliver the file.

ANNEX B

DATA MANAGEMENT SERVICE SPECIFICATION

(THIS ANNEX IS PART OF THE RECOMMENDATION)

Purpose:

This Annex provides the detailed specification of the service provided by the Application Process, System Management and Packetization layers.

B-1 OVERVIEW OF THE LAYERS WITHIN THE DATA MANAGEMENT SERVICE

Human users are the supervisors of a space mission. It is they (or their machine-intelligent delegates) who establish an overall data acquisition profile, monitor the incoming data, and decide on changes to future data-taking sequences based on observed results. The mechanism which permits control of the data acquisition process is the Telecommand System: the Data Management Service provides the primary user interface with the Telecommand System.

The Data Management Service is distributed between elements of service provided at the sending end (where the user resides) and the receiving end (where commanded actions are effected). The two ends may be remotely located, or coincident.

The first layer of human interface with the Telecommand System consists of a diverse set of user-controlled application processes. The Application Process layer assists the users in the preparation of the overall mission sequence of events by: identifying where data-taking opportunities exist; formulating the command directives which will cause changes in the state of the mission system; integrating and aggregating the directives from many users to form a validated, workable series of actions which are to be performed; partitioning the series of actions into independent pieces; directing the overall delivery of telecommands which implement those actions to the spacecraft; and reporting successful execution to the user.

The Application Process layer draws upon the services of a System Management layer to provide the transformation between the high-level actions requested by the user and the detailed (bit-level) application data which are required by lower layers of the automated Telecommand System.

The System Management layer provides these services by: translating abstract user command directives into concrete telecommand application data which are to be transmitted to the receiving Application Processes in space; providing a local concrete presentation syntax for these application data; formulating the detailed session control and scheduling parameters required by this and other layers to deliver the telecommand data to the spacecraft; passing the detailed session control requirements to other layers; and reporting successful onboard delivery of telecommand data to the Application Process layer.

The System Management layer draws upon the services of the Packetization layer to assemble the actual concrete data objects which are used to move the application data to the receiving end in space, to establish the transport connection, and to perform and verify their transport.

The Packetization layer provides these services by: encapsulating the application data within standard labelling information required to ensure reliable transport; possibly packaging the labelled data units (packets) into interrelated batches (files) which must be transported intact; transporting these packets or batches of packets through the lower layers which provide physical data routing and transmission to the spacecraft; and reporting the successful transport of application data.

The Packetization layer draws upon the Data Routing Service (Segmentation and Transfer layers) and the Channel Service (Coding and Physical layers) to physically transmit the batches of data units to the spacecraft, as described in References [2], [3], and [4].

B-2 APPLICATION PROCESS LAYER SERVICE SPECIFICATION

The basic Quality of Service of the Application Process layer is to permit a single user to formulate one instruction to control a single remote function in space, interface that instruction with the systems which provide physical delivery, and execute the instruction as directed by the user. When multiple users are involved who share common resources, the enhanced Quality of Service is to integrate multiple user instructions which control multiple, interdependent functions in space, validate the integrated instructions to verify that common resource constraints are not violated, interface the aggregated instructions with the systems which provide physical delivery, and execute the instructions as directed by the users.

B-2.1 Application Process Layer: Sending End Service Specification

(1) INPUTS

From the user:

- (a) Individual requests for mission scheduling information.
- (b) Individual requests for specific named command actions, formulated in a suitable high-level language.
- (c) Instructions defining the delivery and execution requirements associated with the named commands.

From the receiving end of the layer:

- (d) Reports describing telecommand execution status.

From the layer below:

- (e) Reports describing TC System delivery performance.

(2) OUTPUTS

To the user:

- (a) Mission scheduling and sequencing information.
- (b) Reports defining the naming conventions used to label the requested command actions, and describing the status of their delivery.

CCSDS HISTORICAL DOCUMENT

CCSDS RECOMMENDATION FOR TELECOMMAND: DATA MANAGEMENT SERVICE

- (c) Reports which indicate the proper execution of specific command actions.

To the receiving end of the layer:

- (d) Control instructions defining the overall spacecraft system conditions which must exist at the time of execution of the commands.

To the layer below:

- (e) Integrated, aggregated, named sets of multi-user command directives for translation into transportable application data and delivery instructions.
- (f) Requests for the status of delivery of named sets of command directives.
- (g) Control instructions which select the particular overall Telecommand System configuration that is required for delivery of the command directives.

(3) INTERNAL FUNCTIONS

- (a) Maintains a current data base of mission scheduling information (integrated mission sequence, data acquisition profile, telecommanding opportunities, Telecommand System operational schedules and resource constraints, etc.).
- (b) Displays selected scheduling information in response to queries from individual users.
- (c) Iteratively responds to individual user requests for specific command actions by indicating system resource availability.
- (d) Translates individual user requests for named command actions into correspondingly named command directives which are interpretable by the layer below.
- (e) Provides facilities for the user to suspend, resume or abort the transfer of the named sets at any time prior to execution.
- (f) Integrates the command directives from multiple users into named sets, and communicates the naming conventions to the user.
- (g) Organizes the named sets of directives into telecommand sessions, validates the workability of the sessions by appropriate checking of interactions and system resource constraints and allocations, and possibly estimates the overall effect of the telecommand sessions by simulating the integrated spacecraft response to set of command directives.

- (h) Generates the control instructions which are required by the layer below in order to communicate the named sets of command directives to the spacecraft in a timeframe which is responsive to user objectives, including the selection of the overall Telecommand System configuration that is required.
- (i) Generates control instructions to the receiving end of the layer which define the system conditions that must exist at time of execution of the named sets of command directives.
- (j) Analyzes reports from the receiving end of the layer, and from the layer below, and formulates on-demand reports to the user on the status of delivery and execution of named sets of command directives.

B-2.2 Application Process Layer: Receiving End Service Specification

(1) INPUTS

From the spacecraft system:

- (a) Current spacecraft state, resource status, time.

From the layer below:

- (b) Named sets of executable commands.

From the sending end of the layer:

- (c) Control instructions which define the operational conditions that must exist in order to execute the named sets of commands.

(2) OUTPUTS

To the spacecraft system:

- (a) Executed command actions which cause changes in spacecraft state at the appropriate time.

To the sending end of the layer:

- (b) Reports describing telecommand execution status.

To the layer below:

- (c) Reports describing ability of the layer to accept new deliveries.

(3) INTERNAL FUNCTIONS

- (a) Receives named sets of executable commands, which have been translated as appropriate by the layer below from the local syntax that was used during delivery from the sending end.
- (b) Analyzes control instructions from the sending end of the layer which define the operational conditions that must exist at time of execution.
- (c) Executes named sets of commands when operational conditions are satisfied, including possibly checking to verify that resource constraints are not violated.
- (d) Provides the capability for the user to suspend, resume or abort named sets of commands at any time prior to release for execution.
- (e) Formulates reports to the sending end of the layer describing the status of command execution.
- (f) Notifies the layer below if unable to accept new deliveries.

B-3 SYSTEM MANAGEMENT LAYER SERVICE SPECIFICATION

The basic Quality of Service of the System Management layer is to deliver a single, named user command across this layer (from the output of the sending end of the layer above to the input of the receiving end of the layer above), according to control instructions generated by the layer above, and to verify its correct delivery. When multiple users are involved who share common resources, the enhanced Quality of Service is to deliver named sets of interdependent user commands across the layer, and to verify correct delivery of the entire sets without omission or duplication and in sequence.

B-3.1 System Management Layer: Sending End Service Specification

(1) INPUTS

From the layer above:

- (a) Individual user-named command directives, or sets of integrated, aggregated, named user command directives, containing commands and their delivery control instructions.
- (b) Requests for reports of delivery status.

From the receiving end of the layer:

CCSDS HISTORICAL DOCUMENT

CCSDS RECOMMENDATION FOR TELECOMMAND: DATA MANAGEMENT SERVICE

- (c) Reports defining the status of receipt of commands or named sets of commands.

From the layer below:

- (d) Reports defining the overall status of end-to-end transport of named sets of telecommands.

(2) OUTPUTS

To the layer above:

- (a) Reports describing the overall delivery status of named sets of telecommands.

To the receiving end of the layer:

- (b) Control instructions defining naming conventions and system conditions which must exist at time of delivery of the telecommands to the layer above.

To the layer below:

- (c) Named sets of telecommand application data for transport.
- (d) Transport control instructions to enable movement of telecommand application data to the spacecraft.
- (e) Requests for the status of transport of named sets of telecommands.
- (f) Requests to implement security/privacy measures.

(3) INTERNAL FUNCTIONS

- (a) Translates named sets of abstract-syntax user command directives into correspondingly-named sets of transportable concrete-syntax telecommand application data.
- (b) Prepares the named sets of application data for transport to the spacecraft during a TC Session, including requesting security/privacy measures from the layer below.
- (c) Establishes the TC Sessions by requesting physical connection services from lower layers, and passing the named sets of application data to the layer below.
- (d) Manages and supervises the TC Sessions by specifying the transport control parameters to the layer below, by monitoring the progress of transport during

the sessions, and by permitting modification of the transport process if so instructed by Application Processes (e.g., by permitting named sets of telecommand data to be suspended, resumed, released for delivery or aborted as required).

- (e) Generates control instructions to the receiving end of the layer defining the system conditions which must exist at time of delivery of the application data to the layer above.
- (f) Analyzes reports from the layer below which describe the overall status of transport of the telecommand application data, and creates appropriate recovery instructions in the even of interruption of service within the lower layers.
- (g) Formulates on-demand reports to the layer above which describe the delivery status of named sets of telecommand application data.

B-3.2 System Management Layer: Receiving End Service Specification

(1) INPUTS

From the layer above:

- (a) Information concerning the ability of the layer to accept new deliveries of data.

From the sending end of the layer:

- (b) Session control instructions defining the conditions for delivery of the telecommand data to the layer above on the spacecraft.

From the layer below:

- (c) Named sets of telecommand application data.
- (d) Transport status information relating to the correctness, completeness and sequentiality of the received sets of application data.

(2) OUTPUTS

To the layer above:

- (a) Named sets of commands.

To the sending end of the layer:

- (b) Reports defining the status of delivery of named sets of commands.

To the layer below:

- (c) Reports defining the ability of the layer to accept more data.

(3) INTERNAL FUNCTIONS

- (a) Receives named sets of telecommand application data from the layer below.
- (b) Receives control instructions from the sending end of the layer defining the conditions for delivery of application data to the layer above.
- (c) Receives transport status information from the layer below, and determines when the telecommand application data are ready for delivery to the layer above.
- (d) Translates concrete-syntax telecommand application data back into abstract-syntax commands, if required by the layer above.
- (e) Delivers named sets of user commands to appropriate addresses within the layer above when the delivery conditions are satisfied.
- (f) Formulates reports back to the sending end of the layer describing the delivery status of named sets of user commands.
- (g) Formulates reports to the layer below describing its ability to accept more data.

B-4 PACKETIZATION LAYER SERVICE SPECIFICATION

The basic Quality of Service of the Packetization layer is to transport the application data corresponding to one user telecommand across this layer (from the output of the sending end of the layer above to the input of the receiving end of the layer above), according to transport control instructions generated by the layer above, and to verify its error-free delivery within the error detecting and optional error correcting capability of this and lower layers.

When named sets of interdependent user telecommands are being used, the enhanced Quality of Service is to deliver the executable application data corresponding to the entire set of telecommands across this layer without omission or duplication and in sequence. A further enhancement of the service is to optionally provide security and/or privacy measures in order to protect the transported telecommands from unauthorized interference (Reference [2]).

B-4.1 Packetization Layer: Sending End Service Specification

(1) INPUTS

From the layer above:

- (a) Named sets of transportable telecommand application data.
- (b) Transport control instructions.
- (c) Requests for reports of the status of transport of named sets of telecommand application data.
- (d) Requests for security/protection measures.

From the receiving end of the layer:

- (e) Reports (e.g., Telemetry Packets) describing the status of receipt of named sets of telecommand application data (e.g., TC Packets or TC Files).

From the layer below:

- (f) Reports describing the status of the data routing process.

(2) OUTPUTS

To the layer above:

- (a) On-demand reports defining the transport status of named sets of telecommands.

To the receiving end of the layer:

- (b) Transport control instructions (e.g., special control TC Packets) defining the data reassembly and forwarding procedures which are to be used, including parameters for algorithms which implement optional data security/privacy measures.

CCSDS HISTORICAL DOCUMENT

CCSDS RECOMMENDATION FOR TELECOMMAND: DATA MANAGEMENT SERVICE

To the layer below:

- (c) Transportable sets of telecommand data (e.g., TC Packets or TC Files) which are to be routed to the spacecraft, including security/privacy encoding of these data if required.
- (d) Routing control instructions which are required in order to transfer the telecommand data to the spacecraft.

(3) INTERNAL FUNCTIONS

- (a) Encapsulates named sets of user application data into the data field of TC Packets.
- (b) Constructs transport parameters for insertion into the header of the TC Packets, including application address, sequence control and length information.
- (c) Assembles TC Packets into TC Files, if required.
- (d) Inserts local naming syntax into the TC Packets or TC Files to identify them during transport, and maintains traceability with respect to the corresponding user names for the sets of commands.
- (e) Encodes the application data contents of TC Packets as required to implement data security/privacy measures.
- (f) Generates data routing control instructions to the layer below, including the selection of services such as the temporary attachment of particular packets, sequences or files to particular virtual channels for transfer to the spacecraft.
- (g) Generates control instructions to the receiving end of the Packetization layer relative to the system conditions which must exist when telecommand data are reassembled and passed to the System Management layer.
- (h) Analyzes reports from the receiving end of the layer which describe the reassembly status of particular TC Packets or TC Files.
- (i) Analyzes reports from the layer below which describe data routing status.
- (j) Generates on-demand reports to the layer above describing the status of end-to-end transport of named sets of telecommands.

B-4.2 Packetization Layer: Receiving End Service Specification

(1) INPUTS

From the layer above:

- (a) Information concerning the ability of the layer to accept more data.

From the sending end of the layer:

- (b) Control instructions defining system conditions which must exist in order to reassemble and pass the telecommand data to the layer above, including security/privacy measures.

From the layer below:

- (c) Transported telecommand data (e.g., TC Packets or TC Files).
- (d) Information describing the status of the data routing process.

(2) OUTPUTS

To the layer above:

- (a) Named sets of Telecommand application data, corresponding to the data content of TC Packets.
- (b) Transport status information relating to the correctness, completeness and sequentiality of the received sets of Telecommand data.

To the sending end of the layer:

- (c) Reports describing the status of receipt of named sets of Telecommand data (Packets or Files).

To the layer below:

- (d) Reports describing the ability of the layer to accept more data.

(3) INTERNAL FUNCTIONS

- (a) Extracts named sets of Telecommand application from the data fields of TC Packets and reassembles the sets into the same sequential order in which they were given to the Packetization layer at the sending end.

CCSDS HISTORICAL DOCUMENT

CCSDS RECOMMENDATION FOR TELECOMMAND: DATA MANAGEMENT SERVICE

- (b) Analyzes control instructions from the sending end of the layer which define the system conditions that must exist in order to pass the Telecommand application data to the layer above, including implementing data security/privacy checks if required.
- (c) Passes the named sets of Telecommand application data to the layer above when appropriate system conditions are satisfied.
- (d) Formulates reports to the sending end of the layer describing the status of receipt and reassembly of particular named sets of Telecommand application data (Packets or Files).
- (e) Formulates reports to the layer below describing its ability to accept more data.